

# Free AuthPoint MFA for 120 Days Up to 250 Users

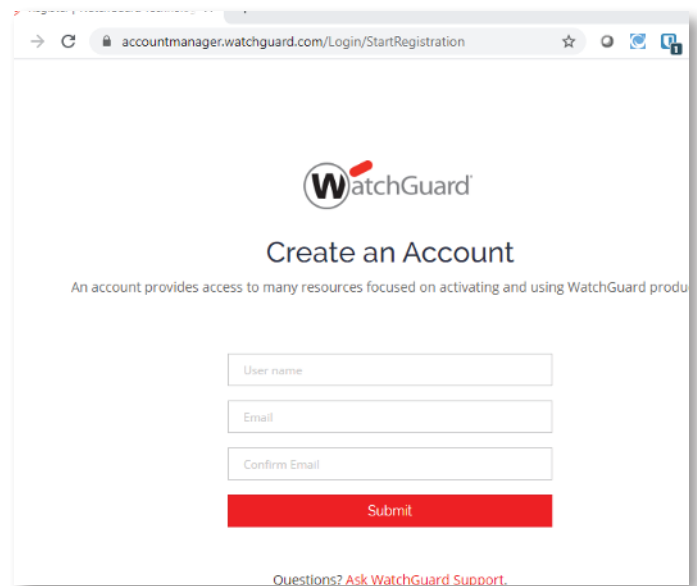
## ACTIVATION GUIDE

Are you a WatchGuard Partner? Start [here](#).

### Activate AuthPoint

- 1 Create an account at <https://accountmanager.watchguard.com/Login/StartRegistration>

*Have an account already?  
Just log in and go to step 3.*




- 2 You will receive an email to create your password.

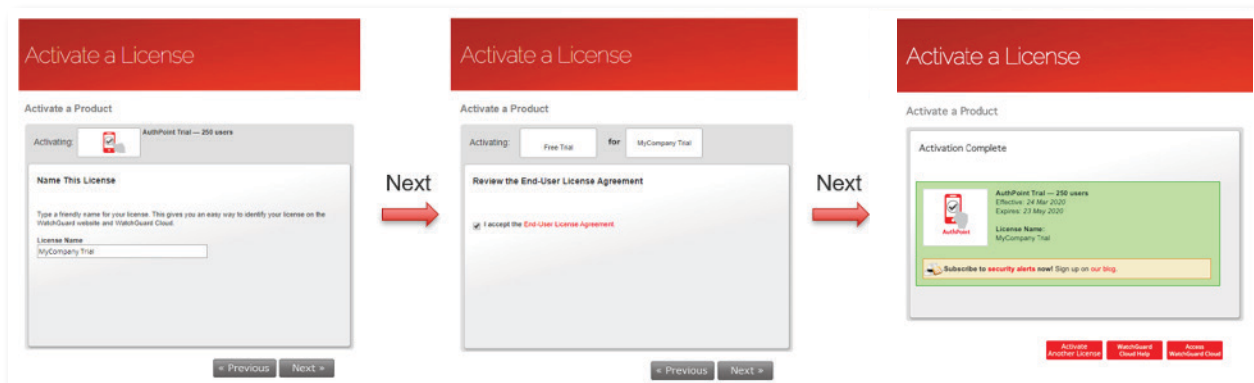
- 3 Select My WatchGuard > Manage Products.



- 4 Click **WatchGuard AuthPoint** and then click **Free 60-day trial**. Our trials allow customers to experience the full set of AuthPoint capabilities.



- 5 Name your trial license, then review and accept the End User License Agreement to finish. You're now ready to configure AuthPoint and protect your users!



## Need more time? Get another 60 days on us!

- 6 To extend your experience, return to step 3 and activate another 60-day license for a total of 120 days.

Start using AuthPoint now at <https://cloud.watchguard.com>

To learn how to set up and deploy AuthPoint, see the [AuthPoint Deployment Guide](#)

Questions? Contact [WatchGuard Support](#)

